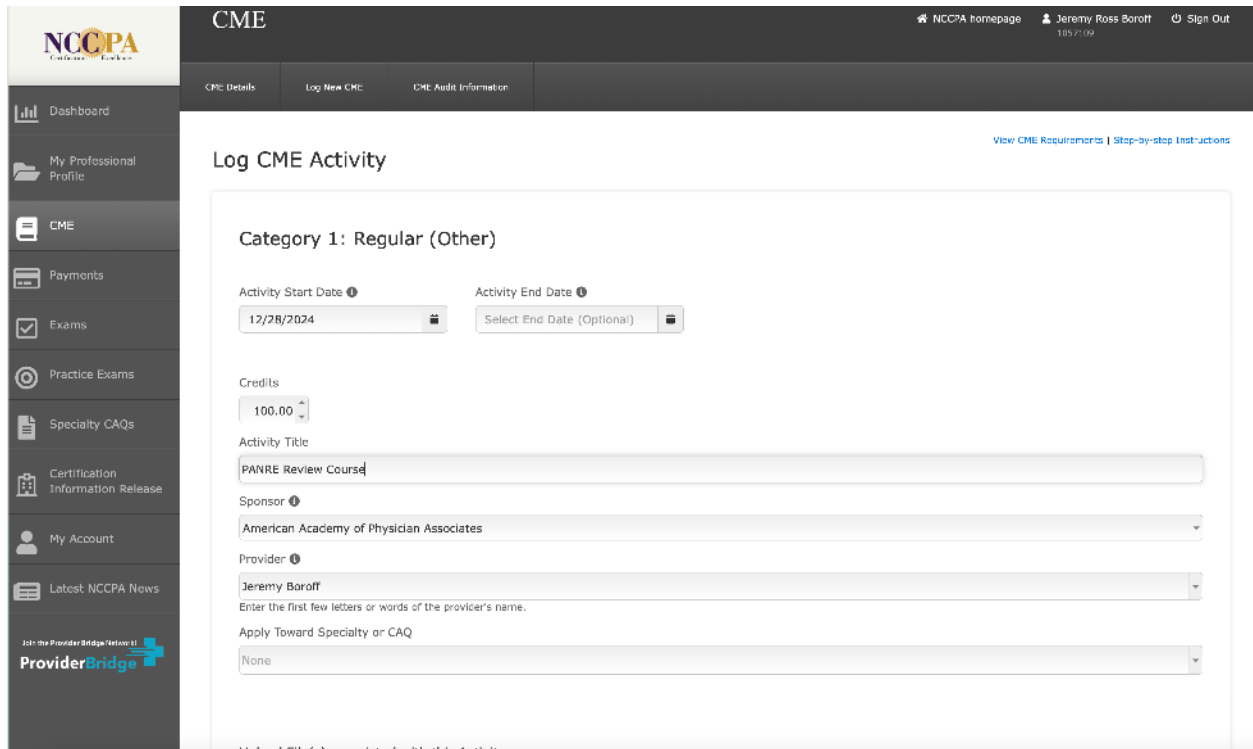


How to Log CME on NCCPA Website

1. Click Log New CME
2. Go to Category 1 Regular (Other Section)





The screenshot displays the NCCPA website interface for logging CME activity. The top navigation bar includes the NCCPA logo, a 'CME' header, and links for 'NCCPA homepage', 'Jeremy Ross Boroff', and 'Sign Out'. A secondary navigation bar contains 'CME Details', 'Log New CME', and 'CME Audit Information'. The left sidebar lists various user options: Dashboard, My Professional Profile, CME, Payments, Exams, Practice Exams, Specialty CAQs, Certification Information Release, My Account, and Latest NCCPA News. The main content area is titled 'Log CME Activity' and features a 'Category 1: Regular (Other)' section. This section contains several input fields: 'Activity Start Date' (set to 12/28/2024), 'Activity End Date' (set to 'Select End Date (Optional)'), 'Credits' (set to 100.00), 'Activity Title' (set to 'PANRE Review Course'), 'Sponsor' (set to 'American Academy of Physician Associates'), 'Provider' (set to 'Jeremy Boroff'), and 'Apply Toward Specialty or CAQ' (set to 'None'). A link for 'View CME Requirements | Step-by-step Instructions' is located in the top right corner of the form area.



CME [NCCPA homepage](#) [Jeremy Ross Boroff](#) [Sign Out](#)

[CME Details](#) [Log New CME](#) [CME Audit Information](#)


Log CME Activity [View CME Requirements | Step-by-step Instructions](#)


Category 1: Regular (Other)

Activity Start Date [?] 12/28/2024  Activity End Date [?] Select End Date (Optional) 


Credits 100.00  

Activity Title PANRE Review Course

Sponsor [?] American Academy of Physician Associates 

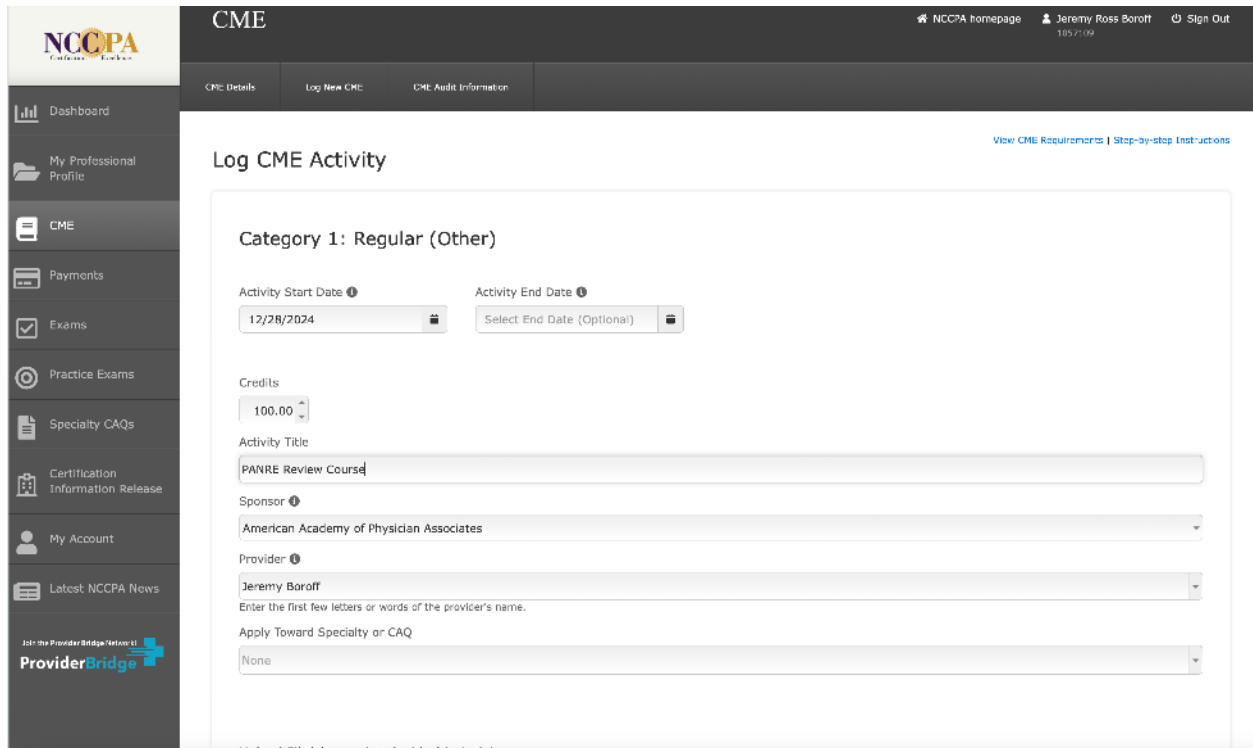
Provider [?] Jeremy Boroff 

Enter the first few letters or words of the provider's name.

Apply Toward Specialty or CAQ None 

Please Read: EME/C1 associated with this Activity

3. Type the activity start date, end date, credits, activity title (PANRE Review Course or Pharmacology Review Course for Category 1)



The screenshot displays the NCCPA CME portal interface. On the left is a dark sidebar with navigation links: Dashboard, My Professional Profile, CME, Payments, Exams, Practice Exams, Specialty CAQs, Certification Information Release, My Account, and Latest NCCPA News. At the bottom of the sidebar is the 'ProviderBridge' logo. The main header area includes the NCCPA logo, the word 'CME', and user information for 'Jeremy Ross Boroff' with a 'Sign Out' link. Below the header is a sub-header with 'CME Details', 'Log New CME', and 'CME Audit Information'. The 'Log New CME' section is active, showing the 'Log CME Activity' form. The form is titled 'Category 1: Regular (Other)' and includes fields for 'Activity Start Date' (12/28/2024), 'Activity End Date' (Select End Date (Optional)), 'Credits' (100.00), 'Activity Title' (PANRE Review Course), 'Sponsor' (American Academy of Physician Associates), 'Provider' (Jeremy Boroff), and 'Apply Toward Specialty or CAQ' (None). Links for 'View CME Requirements' and 'Step-by-step Instructions' are in the top right of the form area.

NCCPA
National Commission on Certification of Physician Assistants

CME

NCCPA homepage | Jeremy Ross Boroff | Sign Out

CME Details | Log New CME | CME Audit Information

Log CME Activity

[View CME Requirements](#) | [Step-by-step Instructions](#)

Category 1: Regular (Other)

Activity Start Date ⓘ 12/28/2024 ⓘ

Activity End Date ⓘ Select End Date (Optional) ⓘ

Credits 100.00

Activity Title PANRE Review Course

Sponsor ⓘ American Academy of Physician Associates

Provider ⓘ Jeremy Boroff

Enter the first few letters or words of the provider's name.

Apply Toward Specialty or CAQ None

Please Email(s) associated with this Activity

4. Sponsor is the AAPA and the Provider is Jeremy Boroff.

5. Upload your Certificate